



## NOTICE OF PUBLIC TELECONFERENCE BOARD MEETING

Tuesday, July 27, 2021, 9:00 a.m.–12:00 p.m. (or until the conclusion of business)

Pursuant to the provisions of Governor Newsom’s June 11, 2021 Executive Order N-08 -21, neither a public location nor teleconference locations are provided.

Teleconference Information to Register/Join Meeting for Members of the Public via WebEx:

<https://cslb.webex.com/cslb/onstage/g.php?MTID=e7a6599dc9b7d477d8a1d2783bf0d459f>

Call-In Number: (415) 655-0001 or (844) 621-3956

Access Code: 182 296 5595

Meetings are open to the public except when specifically noticed otherwise in accordance with the Open Meeting Act. All times when stated are approximate and subject to change without prior notice at the discretion of the Board unless listed as “time certain.” Items may be taken out of order to maintain a quorum, accommodate a speaker, or for convenience. **Action may be taken on any item listed on this agenda, including information-only items.** The meeting may be canceled without notice.

Members of the public can address the board during the public comment session. Public comments will also be taken on agenda items at the time the item is heard and prior to the board taking any action on said items. Total time allocated for public comment may be limited at the discretion of the board chair.

### MEETING AGENDA

- A. Call to Order, Roll Call, Establishment of Quorum, and Chair’s Introduction
- B. Public Comment Session for Items Not on the Agenda and Future Agenda Item Requests *(Note: Individuals may appear before the board to discuss items not on the agenda; however, CSLB’s board can neither discuss nor take official action on these items at the time of the same meeting (Government Code sections 11125, 11125.7(a)).*
- C. Presentation from UC Berkeley on Battery Energy Storage Systems Study
  - a. Review, Discussion, and Possible Action on the Study and Recommendations
- D. Adjournment

**Note:** In addition to teleconference, the board intends to provide a live webcast of the teleconference meeting. The webcast can be found at [www.cslb.ca.gov](http://www.cslb.ca.gov) or on the board’s YouTube Channel: <https://www.youtube.com/user/ContractorsBoard/>. Webcast availability cannot, however, be guaranteed due to limitations on resources or technical difficulties. The meetings will continue even if the webcast is unavailable.

Note that viewers of the webcast can only view the meeting, not participate. If you wish to participate, you must join the teleconference itself via the WebEx link above. If participating via teleconference, on day of meeting please register/join WebEx at least 15-30 minutes early to ensure that you have adequate time to install any required plugins or apps.

The meetings are accessible to those needing special accommodation. A person who needs a disability-related accommodation or modification in order to participate in the meetings may make a request by calling (916) 255-4000, or emailing [Kayla.Bosley@cslb.ca.gov](mailto:Kayla.Bosley@cslb.ca.gov), or 9821 Business Park Drive, Sacramento, CA, 95827. Providing your request at least five business days prior to the meetings will help ensure availability of the requested accommodation.

# Instructions for Public Participation in CSLB Teleconference Meeting

The instructions below are for members of the public who want to participate in CSLB's upcoming teleconference meeting, being held via Cisco WebEx. The registration link is on the meeting agenda. There are two ways for you to participate:

1. With Computer, Tablet, or Smart Phone with WebEx
2. With Telephone, not over WebEx

Instructions for each are outlined below.

Please note: In order to participate with a computer, tablet, or smart phone you may need to install a software program. If registering before the meeting, please load this on your computer, tablet, or smart phone at that time. If not, please join at least 15-30 minutes before the meeting starts to give you time to do this.

You also will find specifics on how to offer public comment below.

## To Watch Meeting & Participate with Computer, Tablet, or Smart Phone with WebEx

This option will provide you live "real time" audio and video of the meeting.

### *If you are registering in advance of the meeting:*

1. Click on the link provided on the meeting agenda. That will take you to the "Event Information Page."
2. Click on either of the "Register" links on that page, highlighted below with red boxes.

Event Information: CSLB Quarterly Board Meeting

Registration is required to join this event. If you have not registered, please do so now.

English : [San Francisco Time](#)

Event status: Not started [Register](#)

Join Event Now

Date and time: Wednesday, September 9, 2020 9:00 am  
Pacific Daylight Time (San Francisco, GMT-07:00)  
[Change time zone](#)

You cannot join the event now because it has not started.

Duration: 3 hours

Description: This is a quarterly meeting of the California Contractors State License Board (CSLB).  
[https://cslb.ca.gov/Media\\_Room/Board\\_and\\_Committee\\_meetings/](https://cslb.ca.gov/Media_Room/Board_and_Committee_meetings/)

First name:

Last name:

Email address:

Event password:

[Join Now](#)

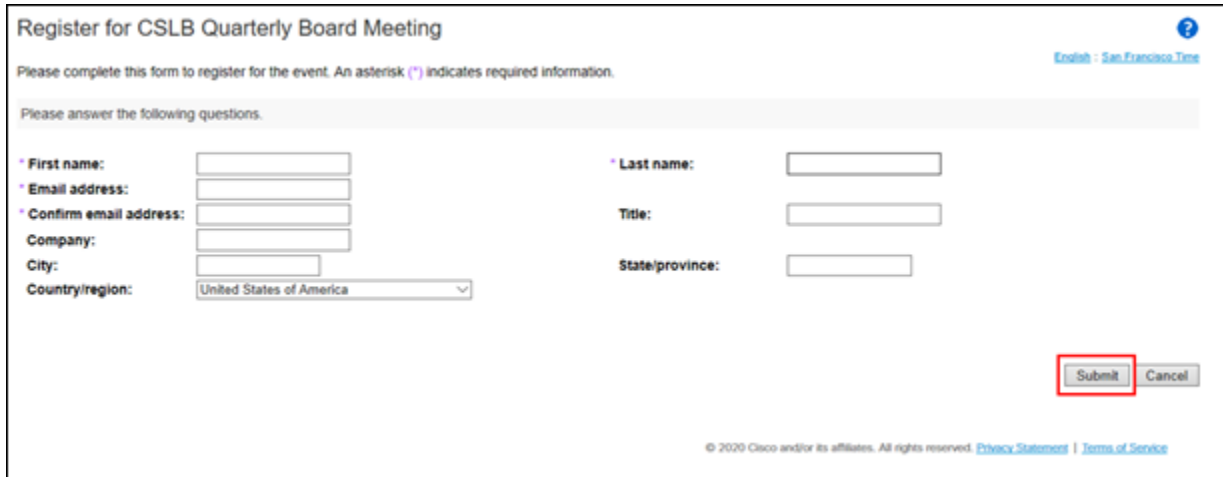
[Join by browser](#) **NEW!**

By joining this event, you are accepting the Cisco Webex [Terms of Service](#) and [Privacy Statement](#).

[Register](#)

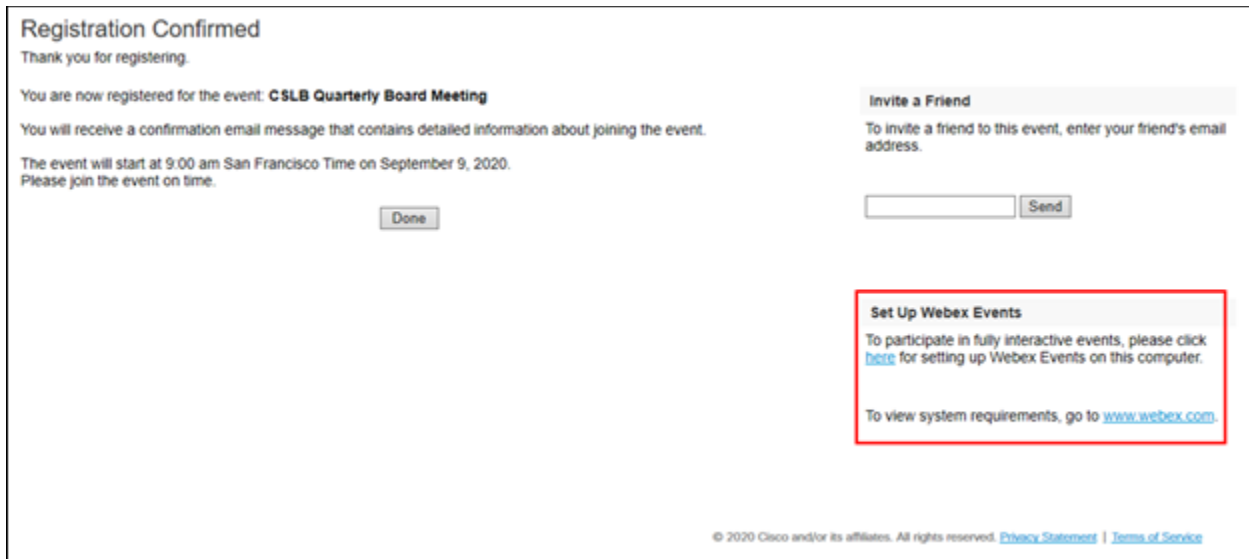
On registration page, enter a first and last name, as well as an email address, and “submit” (highlighted by red box below).

Please note that the name and email address **do not** have to be your real identity. But, the meeting host will use the name you enter to let you know when it is your turn to speak during the meeting. So, if you use a different name to identify yourself, be sure to remember that name when you are called upon to speak.



The image shows a registration form titled "Register for CSLB Quarterly Board Meeting". The form includes fields for First name, Last name, Email address, Confirm email address, Company, City, Country/region (a dropdown menu currently showing "United States of America"), Title, and State/province. A "Submit" button is highlighted with a red box. The form also includes a "Cancel" button and a footer with copyright information and links to Privacy Statement and Terms of Service.

3. A “Registration Confirmation” will be sent to the email address you provided. That confirmation also will link to set up WebEx software on your computer. If you’ve previously used WebEx on your computer, you should not have to reload the software.



The image shows a "Registration Confirmed" page. It includes a "Done" button and an "Invite a Friend" section with a text input field and a "Send" button. A "Set Up Webex Events" section is highlighted with a red box, containing instructions to click a link for setting up Webex Events and to view system requirements at [www.webex.com](http://www.webex.com). The footer includes copyright information and links to Privacy Statement and Terms of Service.

4. If you have a calendar application on your computer, you also should receive a calendar invitation.

**Your registration was approved for the following Webex event.**

Host: CSLB Webex ([cslbwebex@cslb.ca.gov](mailto:cslbwebex@cslb.ca.gov))  
Event number (access code): 126 156 4496  
Registration ID: This event does not require a registration ID  
Event password: 6JwFZpkQZ74

Wednesday, September 9, 2020 9:00 am, Pacific Daylight Time (San Francisco, GMT-07:00)

[Join event](#)

**Join the audio conference only**  
To receive a call back, provide your phone number when you join the event, or call the number below and enter the access code.  
+1-415-655-0001 US Toll  
1-844-621-3956 United States Toll Free  
[Global call-in numbers](#) | [Toll-free dialing restrictions](#)

That invitation will also include a link for you to join the meeting directly.

***If you want to join within 30 minutes of the meeting's start time or while the meeting is in progress:***

1. Click on the link provided on the meeting agenda. That will take you to the event information page.

**Event Information: CSLB Quarterly Board Meeting**


Registration is required to join this event. If you have not registered, please do so now: [Enroll](#) | [San Francisco Time](#)

**Event status:** Not started ([Register](#))

**Date and time:** Wednesday, September 9, 2020 9:00 am  
Pacific Daylight Time (San Francisco, GMT-07:00)  
[Change time zone](#)

**Duration:** 3 hours

**Description:** This is a quarterly meeting of the California Contractors State License Board (CSLB).  
[https://cslb.ca.gov/Media\\_Room/Board\\_and\\_Committee\\_meetings/](https://cslb.ca.gov/Media_Room/Board_and_Committee_meetings/)



By joining this event, you are accepting the Cisco Webex [Terms of Service](#) and [Privacy Statement](#).

[Register](#)

[Join Event Now](#)

You cannot join the event now because it has not started.

First name:   
Last name:   
Email address:   
Event password:

[Join Now](#)  
[Join by browser](#) **NEW!**

2. Enter a name and email address in “Join Event Now” section, highlighted above by red box.

Please note that the name and email address **do not** have to be your real identity. But, the meeting host will use the name you enter to let you know when it is your turn to speak during the meeting. So, if you use a different name to identify yourself, be sure to remember that name when you are called upon to speak.

3. Click “Join Now” (also highlighted above with red box) if you have WebEx applet installed or “Join by Browser” if you do not want to load the applet.
4. When joining the meeting, you will choose how you want to get audio. Your choices are: Through your computer; have WebEx call your phone; or you call WebEx. The phone numbers and meeting access code are provided on the meeting agenda.

### **To Join with Telephone (Not over WebEx)**

Call one of the two phone numbers provided on the meeting agenda. Enter the meeting access code when prompted.

### **To Offer Public Comment During the Meeting**

There will be a public comment section during the meeting. The public also will have the opportunity to offer comment during each agenda item.

### **For those listening to phone and not on WebEx**

If you want to offer public comment, press \*3 on your phone to raise your hand. You’ll hear the prompt, “You have raised your hand to ask a question. Please wait to speak until the meeting host calls on you.” If you no longer want to comment, or after the host calls upon you, press \*3 again to lower your hand. You will hear a message, “You have lowered your hand.”

When the host calls on you to offer your comment, your line will be unmuted, and you will be able comment. At the end of your comment, or when your allotted time ends, the line will again be muted. During the meeting, the chair will announce the time to be allotted for each public comment.

### **For those on WebEx with Computer, Tablet, or Smart Phone**

Throughout the meeting, any members of the public may indicate they would like to offer comment on a specific agenda item.

Be sure to activate your Q&A feature at the bottom right of your screen.



If you would like to offer public comment on a specific agenda item, send the host a message at any time during that item stating:


**“I would like to make a comment on this item.”**

The host will call on the public in the order requests are received. When it is your turn, the host will announce your name, or the name you indicated when you registered, and will unmute your line, allowing you to make your public comment.

At the end of your comment, or when your allotted time ends, the line will again be muted. During the meeting, the chair will announce the time allotted for each public comment. The host will note this in the chat as well.

## Leaving the Meeting

At either the conclusion of the meeting, or anytime you wish to leave, you can do so by clicking on the red circle with X in it at the bottom of your screen. After confirming, you will be disconnected from the meeting.



For those calling in on telephone without WebEx, simply hang up.

## ADDITIONAL ASSISTANCE

- **WebEx Troubleshooting Info**  
<https://help.webex.com/en-us/WBX9000018881/Troubleshooting-Meetings>
- **WebEx Guide for Setting Up Your Audio**  
<https://help.webex.com/en-us/nt2ig0y/Choose-Your-Audio-and-Video-Settings-Before-You-Join-a-Webex-Meeting-or-Event-Slow-Channel>

Thank you for your interest in participating in a CSLB teleconference meeting.